



R410 All DC Inverter VRF

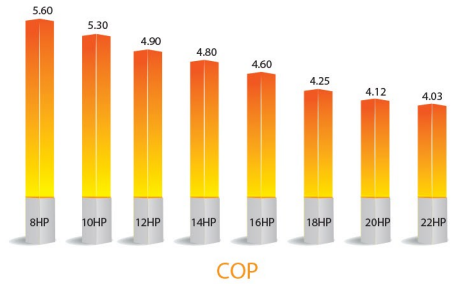
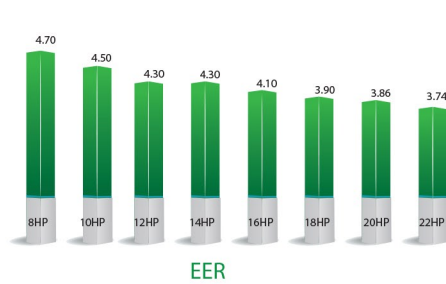


Series

High Efficiency

» High EER and COP Values

V5 X Series achieves the industry's top class energy efficiency in cooling and heating by utilizing all DC inverter compressors, all DC fan motors, and high efficiency heat exchanger. The cooling EER is up to 4.7 and the heating COP is up to 5.6 in the 8HP category.




» All DC Inverter Compressors

The DC inverter compressor adopts innovative design and numerous high performance key parts which can reduce power consumption by 25%.



» All DC Fan Motors

The system controls the speed of the fan motor according to the system pressure and system load achieving the minimum power consumption.



Wide Application Range

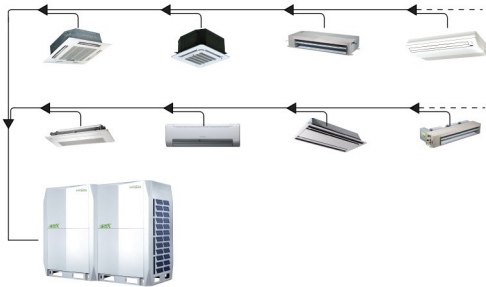
» Wide Capacity Range

V5X Series has extensive capacity ranging from 8HP to 88HP, meets all customer requirement concerning small to large buildings.



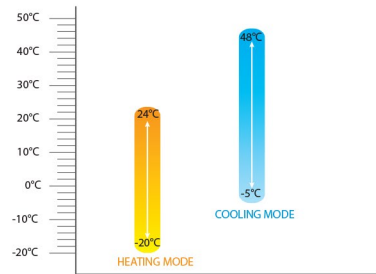
» Wide Range of Indoor Units

Everest provides 12 types and more than 100 models of VRF indoor units maximum meeting varied customer requirements. It is widely applied in market, hospital, office building, hotel,



» Wide Operation Range

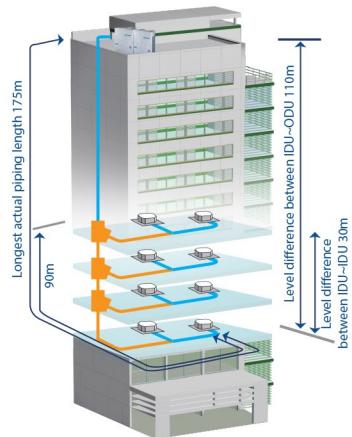
V5X Series operates stably under extreme conditions, ranging from minus 20°C to 48°C.



» Long Piping Length

Total piping length	1000m
Longest length actual (Equivalent)	175(200)m
Longest length after first branch	90*m
Level difference between indoor and outdoor units - ODU up (down)	90(110)m
Level difference between indoor units	30m

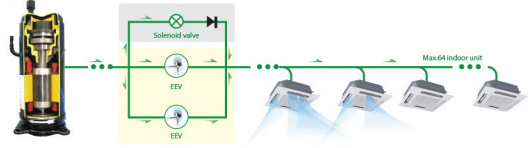
*The longest piping length is 40m standard. It can be extended to 90m. When the length is over 40m, please contact your local Everest dealer for more information and restrictions.



High Reliability

Multi Solenoid Valves Control Technology

- Double EEV and liquid side by pass solenoid valve in one system, each EEV part achieves 480 pulse to adjust flow precisely, total 960 pulse.



- All the solenoid valves equipped in the unit ensure temperature-control precisely, system running steadily and economically to provide a comfortable environment.

Refrigerant Pressure Control Technology

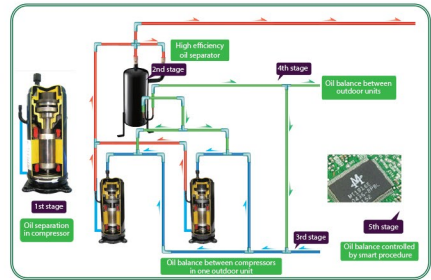
- The pressure sensor can monitor the high pressure of the system and send it to the mainboard all the time.
- The system controls the speed of DC fan motor according to the load and the high pressure, so that the pressure can be regulated precisely.
- The system can operate in the best pressure status under different working environment, the reliability will be higher and the lifespan of the system will be longer.



Precise Oil Control Technology

5 stages oil control technology ensures all outdoor units and compressor oil is always kept at a safe level, completely solving any compressor oil shortage problems.

- Compressor internal oil separation.
- High efficiency centrifugal oil separator (separation efficiency up to 99%) ensures oil separated from the discharge gas is returned to the compressors.
- Oil balance pipes between compressors ensure even oil distribution to keep compressors running normally.
- Oil balance pipes among modules ensure even oil distribution among modules.
- Auto oil return program by monitoring the running time and system status ensures reliable oil return.



Various Kinds of Protect Function

Ground protection	Phase sequence protection	Default phase protection	High-voltage protection	Low-voltage protection
Current protection	Fan motor Temp. protection	Compressor overload protection	Compressor Temp. protection	Pressure protection

Enhanced Comfort

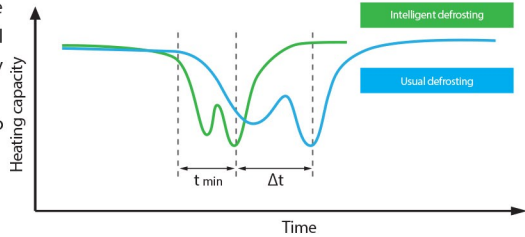
» Night Silent Operation Mode

Night Silent Mode feature which is easily set on the PCB board allows the unit to be set to various time options during Non-peak and Peak operation time minimizing the units noise output.



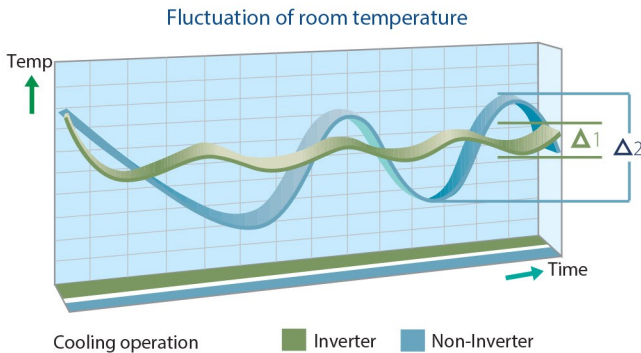
» Intelligent Defrosting Technology

- Intelligent defrosting program will judge the defrosting time according to the system real requirement, reduce heating loss caused by unnecessary defrosting and create more comfort.
- Defrosting time can be shortened to 4 min. due to the specialized defrosting valve.



» Rapid Warm Up and Cool Down Function

The DC Inverter Compressor system reaches full load rapidly providing less temperature fluctuation and an improved living environment.



Easy Installation and Service

» Simple Communication Wiring

- Centralized controller (CCM03 or CCM30) can be connected from indoor side or outdoor side (XYE terminals) at will.
- With one set of wires, we can achieve the network communication and system communication, making installation at site more convenient.




» Auto Addressing

- Outdoor unit can distribute addresses for indoor units automatically.
- Wireless and wired controllers can query and modify each indoor unit's address.



» Rotatable Electric Control Box

The newly designed rotating control box can rotate on a maximum of 150 degree. It is convenient for the inspection and maintenance of the pipeline system and greatly reduces the dismount time of the electric control box.



» Easy Maintenance

- Inspection window for checking the systems status.
- Self-diagnosis function helps service engineers locate faults quickly and easily.
- Compressor is located near the door, which simplifies checks and enables valve or compressor



Indoor Units Lineup

Series	Appearance	Capacity range	Series	Appearance	Capacity range
One-way cassette		1.8~7.1kW	High static pressure duct		7.1~56kW
Two-way cassette		2.2~7.1kW	Wall mounted		1.5~9kW
Four-way cassette		2.8~14kW	Ceiling & floor		3.6~16kW
Compact four-way cassette		1.5~4.5kW	Floor standing		2.2~8kW
Low static pressure duct		1.8~7.1kW	Console		2.2~4.5kW
Medium static pressure duct		1.5~14kW	Fresh air processing unit		12.5~28kW

Controllers Lineup

Series

Wireless remote controller



Wired controller



Centralized controller & monitor



Network control software & gateways



Accessories



Specifications

380~415V-50(60)Hz / 220V-60Hz



HP Model	380~415V 220V	8 EV5-X252W/V2GN1 EV5-X252W/V2DN1	10 EV5-X280W/V2GN1 EV5-X280W/V2DN1	12 EV5-X335W/V2GN1 EV5-X335W/V2DN1	14 EV5-X400W/V2GN1 EV5-X400W/V2DN1
Power supply	V/Ph/Hz	380-415/3/50(60) & 220/3/60			
Cooling	Capacity	25.2	28.0	33.5	40.0
	kW	86.0	95.5	114.3	136.5
	kBtu/h	5.36	6.22	7.79	9.30
	Power input	4.70	4.50	4.30	4.30
Heating	EER	27.0	31.5	37.5	45.0
	Capacity	92.1	107.5	128.0	153.5
	kW	4.82	5.94	7.65	9.38
	kBtu/h	5.60	5.30	4.90	4.80
Connectable indoor unit	Total capacity	50~130% of outdoor unit capacity			
	Max. quantity	13	16	20	23
Compressor	Type	DC inverter			
	Quantity	1	1	1	2
Fan motor	Type	DC motor			
	Quantity	1	1	1	2
	Static pressure	0-20(0-0.08) (default) 20-60(0.08-0.24) (customized)			
Refrigerant	Type	R410A			
	Factory charging	9(20)	9(20)	11(24)	13(29)
Pipe connections	Liquid pipe	Φ12.7(Φ1/2)	Φ12.7(Φ1/2)	Φ15.9(Φ5/8)	Φ15.9(Φ5/8)
	Gas pipe	Φ25.4(Φ1)	Φ25.4(Φ1)	Φ28.6(Φ1-1/8)	Φ31.8(Φ1-1/4)
	Oil balance pipe	Φ8(Φ5/16)			
Air flow rate	m ³ /h	12000	12000	12000	14000
Sound pressure level	dB(A)	58	59	60	62
		990x1635x790			
Net dimension (WxHxD)	mm	39x64-3/8x31-1/8			
	inch	1055x1805x855			
		55-3/8x71-1/16x33-5/8			
Packing size (WxHxD)	mm	55-3/8x71-1/16x33-5/8			
	inch	55-3/8x71-1/16x33-5/8			
Net weight	kg(lbs.)	219(483)	219(483)	237(523)	297(655)
Gross weight	kg(lbs.)	234(516)	234(516)	252(556)	315(695)
Operating temperature range	°C(°F)	Cooling: -5-48(23~118.4); Heating: -20-24(-4~75.2)			



HP Model	380~415V 220V	16 EV5-X450W/V2GN1 EV5-X450W/V2DN1	18 EV5-X500W/V2GN1 EV5-X500W/V2DN1	20 EV5-X560W/V2GN1 EV5-X560W/V2DN1	22 EV5-X615W/V2GN1 EV5-X615W/V2DN1
Power supply	V/Ph/Hz	380-415/3/50(60) & 220/3/60			
Cooling	Capacity	45.0	50.0	56.0	61.5
	kW	153.5	170.6	191.1	209.8
	kBtu/h	10.98	12.82	14.51	16.44
	Power input	4.10	3.90	3.86	3.74
Heating	EER	50.0	56.0	63.0	69.0
	Capacity	170.6	191.1	214.9	235.4
	kW	10.87	13.18	15.29	17.12
	kBtu/h	4.60	4.25	4.12	4.03
Connectable indoor unit	Total capacity	50~130% of outdoor unit capacity			
	Max. quantity	26	29	33	36
Compressor	Type	DC inverter			
	Quantity	2			
Fan motor	Type	DC motor			
	Quantity	2			
	Static pressure	0-20(0-0.08) (default) 20-60(0.08-0.24) (customized)			
Refrigerant	Type	R410A			
	Factory charging	13(29)	13(29)	16(35)	16(35)
Pipe connections	Liquid pipe	Φ15.9(Φ5/8)	Φ19.1(Φ3/4)	Φ19.1(Φ3/4)	Φ19.1(Φ3/4)
	Gas pipe	Φ31.8(Φ1-1/4)	Φ31.8(Φ1-1/4)	Φ31.8(Φ1-1/4)	Φ31.8(Φ1-1/4)
	Oil balance pipe	Φ8(Φ5/16)			
Air flow rate	m ³ /h	14000	16000	16000	16000
Sound pressure level	dB(A)	62	63	63	63
		1340x1635x790			
Net dimension (WxHxD)	mm	52-3/4x64-3/8x31-1/8			
	inch	1405x1805x855			
		55-3/8x71-1/16x33-5/8			
Packing size (WxHxD)	mm	55-3/8x71-1/16x33-5/8			
	inch	55-3/8x71-1/16x33-5/8			
Net weight	kg(lbs.)	297(655)	305(673)	340(750)	340(750)
Gross weight	kg(lbs.)	315(695)	323(712)	358(790)	358(790)
Operating temperature range	°C(°F)	Cooling: -5-48(23~118.4); Heating: -20-24(-4~75.2)			

Notes:
 Capacities are based on the following conditions:
 Cooling: Indoor temperature 27°C DB/19°C WB; Outdoor temperature 35°C DB/24°C WB; Heating: Indoor temperature 20°C DB/15°C WB; Outdoor temperature 7°C DB/6°C WB.
 Piping length: Interconnecting piping length is 7.5m, level difference is zero.
 Sound values are measured in a semi-anechoic room, at a position 1m in front of the unit and 1.3m above the floor.

Trademaster Resources Corporation

Lot E, Impex Compound, Alabang Zapote Road, Pamplona, Las Piñas City
 Contact no. : 865-2900 / 872-2222 Fax: 871-9999